



# SIM *Spray*® GO SETUP

Turn on your Vive HMD

1. Press the POWER button.



2. Use the button below to Restart the Application





**GO POSITIONING**

TOP VIEW

10' (3.05m)

8' (2.44m)



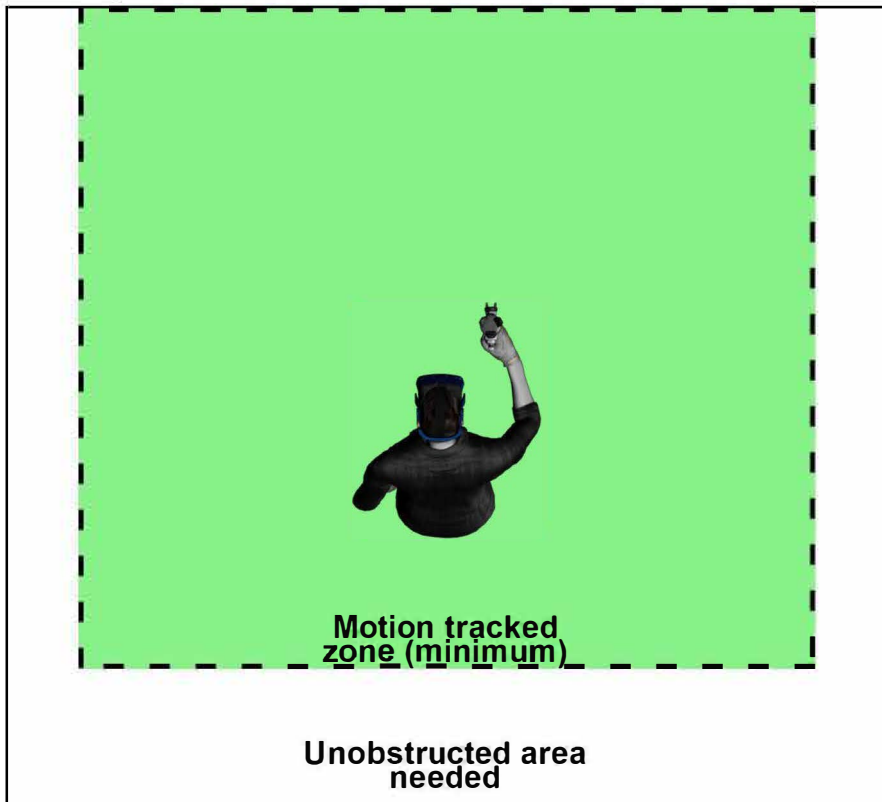
IMAGES NOT TO SCALE

11'

8'

(3.35m)

(2.44m)



- Aim SimSpray away from windows, TVs, infrared sources, and reflective materials.
- Turn off infrared emitting devices.
- Bluetooth devices may reduce motion tracking quality.
- 9' (2.74m) height minimum recommended.

*Note: this positioning applies to SimSpray Go software version 3.4 or later.*



## GO EXTERNAL DISPLAY SETUP GUIDE



**GO POWER DOWN**



**1**

**2**

**3**

**4**



**5**

**6**



**x5**

**7**

